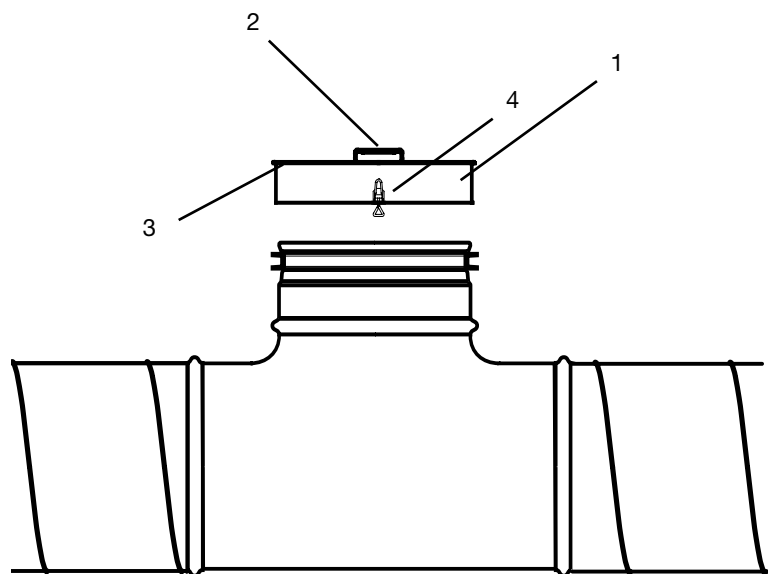


Lindab **Access door KCU, KCIVU**

Mounting instruction

Access door

KCU, KCIVU



- 1 Access door
- 2 Handle
- 3 Insulation
- 4 Eccentric locks
(dimensions Ø400 and bigger)

1. Align the access door with the fitting.
2. Holding the handle of the access door, push and turn into the fitting (Fig. 1).
3. For dimensions Ø400 and bigger: Mount the hooks for the eccentric locks to the fitting (Fig. 2).
4. Lock the two eccentric locks (fig. 3).

Fig. 1

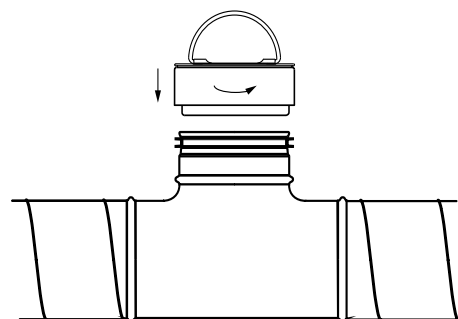


Fig. 2

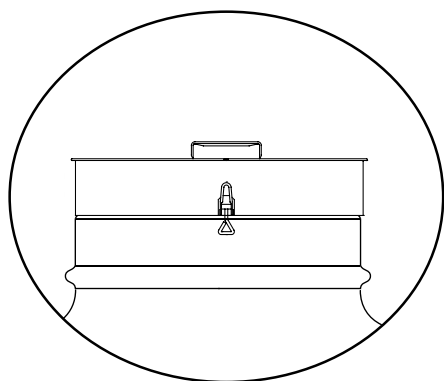
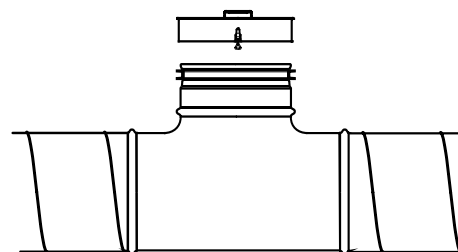


Fig. 3

Fire protection assembly

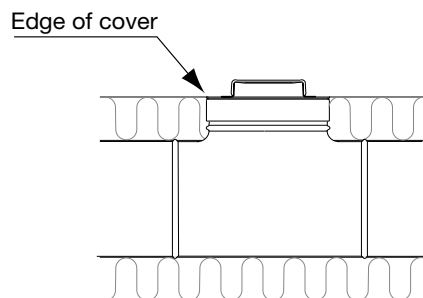
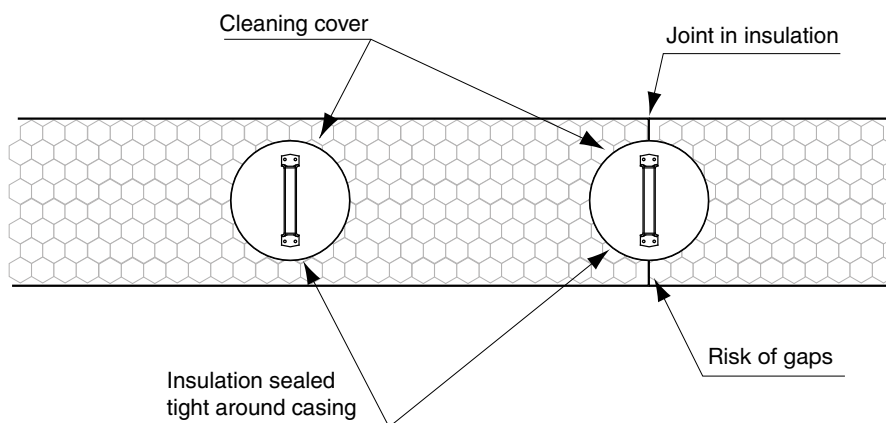
Access door with different levels of fire protection are available. The fire class is specified on the label found on the access door.

In some cases, the fire class requires placement of the access door at a specific safety distance from inflammable materials. The fire protection class of access doors needs to be the same or higher than for the connecting ventilation system.

See the datasheet for more information.

When lining the duct system with fire-resistant material, check the following:

- that the insulation forms a tight seal around the casing of the cleaning covers/access doors. The risk of gaps occurring is particularly significant if insulation with joints is applied to the cleaning covers/access doors
- that the insulation is level with the edge between the cleaning cover's/access door's casing and top



Fire technical class

These classes are according to a Swedish type approval, according to Swedish rules.

The access door is type-approved with fire protection classes without safety distances.

The surface of the access door must not be changed, for example by painting over it.

Access door	Diameter nominal [mm]	Fire technical class
KCU	100 - 400	E 60
KCIVU	100 - 400	EI 60

Alternative fire technical class with safety distances

To utilize the alternative fire technical class of the access door with safety distances according to the table below, consideration must be given to BBR 5 : 112.

The surface of the access door must not be changed, for example by painting over it.

This is not a type approved solution.

Access door	Diameter nominal [mm]	Alternative fire technical class	Safety distances	
			2,5 kW/m ² (Escaping persons) [mm]	10 kW/m ² (Combustible material/interior) [mm]
KCU	100 - 400	EI 60	50	50



Most of us spend the majority of our time indoors. Indoor climate is crucial to how we feel, how productive we are and if we stay healthy.

We at Lindab have therefore made it our most important objective to contribute to an indoor climate that improves people's lives. We do this by developing energy-efficient ventilation solutions and durable building products. We also aim to contribute to a better climate for our planet by working in a way that is sustainable for both people and the environment.

[Lindab | For a better climate](#)